



PORTAONE
CUSTOMER
CONFERENCE
2019

PortaBI: A business analytics product that you will love

Mike Kidik

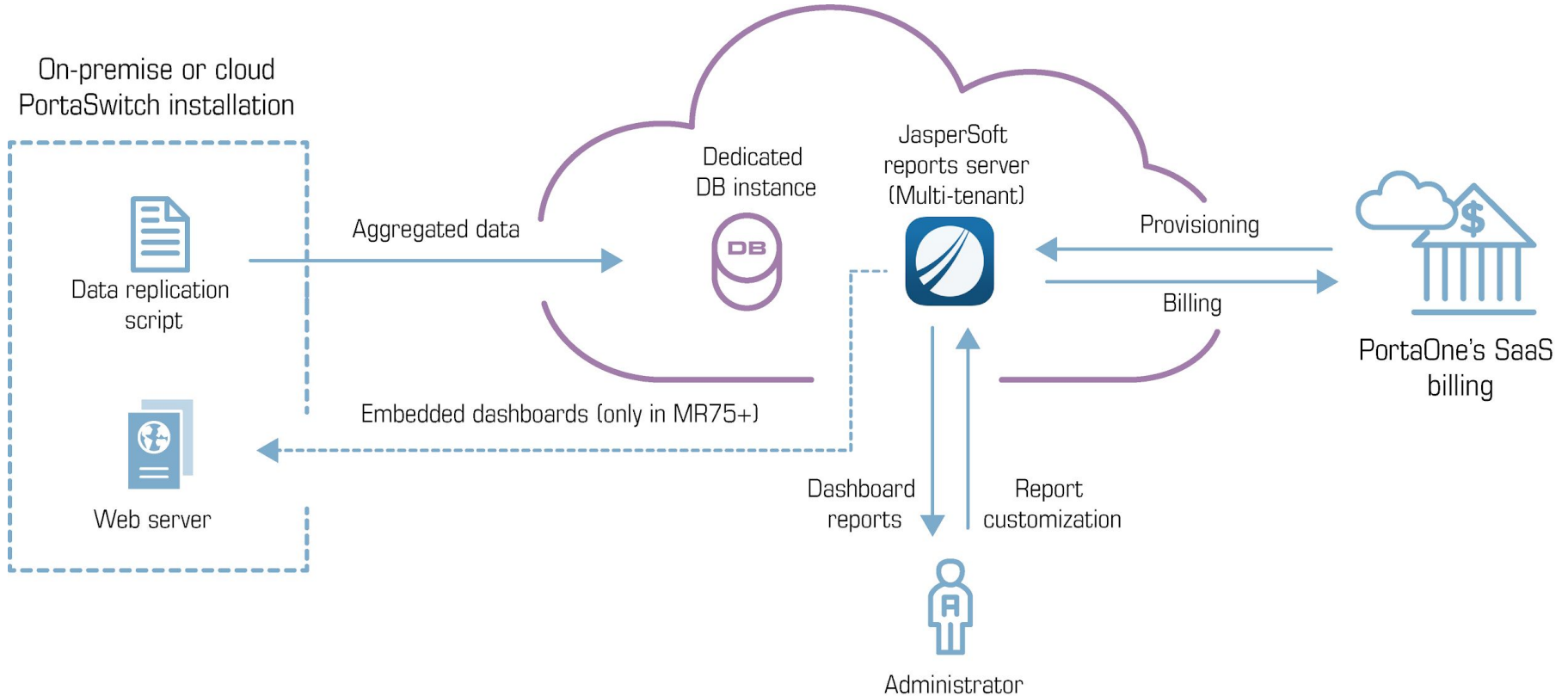
Product Officer

BI in the cloud pros

- Instant deployment
- No need for hardware
- No need for upgrade
- 47% voted “YES”

BI in the cloud cons

- Moving data outside of your network
- Extra security requirements



Why TIBCO Jaspersoft?

- Self-service reporting
- Design perfection
- Unrivalled flexibility
- Truly built for embedding
- Not your typical BI tool

BI Example - ARPU Dashboard

TIBCO Jaspersoft Library View Manage Create superuser2 Help Log Out

APRU/Profitability

Time Period between: MONTH-5

and: MONTH

Customer class: Available: 13 Selected: 0

Product: Available: 25 Selected: 0

2. Customers Ad Hoc View

Customer Class	Total number of customers	Total number of accounts	Avg monthly revenue	Monthly ARPU	Profit margin
Default customer class	1	9	0.19	0.19	92.32
Power Customer	579	22,442,282	772,572.43	1,334.32	87.46
Power Free Trial	80	4,027	171.83	2.15	97.18
zzzPortaTestClass	1	4	0.00	0.00	
Totals	661	22,446,322	772,744.45	1,169.05	87.46

2.1 Customers ARPU chart Ad Hoc View

Customer Class	Monthly ARPU
Default customer class	0.19
Power Customer	1,334.32
Power Free Trial	2.15
zzzPortaTestClass	0.00

2.2 Customers Profitability chart Ad Hoc View

Customer Class	Profit margin
Default customer class	92.32
Power Customer	87.46
Power Free Trial	97.18
zzzPortaTestClass	

1. Products Ad Hoc View

Product	Total number of accounts	Avg monthly revenue	Monthly ARPU	Profit margin
Power	5,755,023	329,090.32	3,164.33	87.85
Power 2.0	11,030,532	350,785.45	744.77	87.76
Power Free Trial	6,741	178.81	2.03	93.74
Power Platinum TF	1,101,557	37,407.13	18,703.56	76.47
Power Ultra	2,051,260	33,947.86	2,611.37	92.71
Power-Cust-SL1	2,059,860	15,860.87	7,930.43	90.13
Power-Cust-SRS	399,562	4,458.76	4,458.76	75.22
Power-Cust-VOW	41,783	1,015.26	1,015.26	95.96
zzzPortaTestProduct	4	0.00	0.00	
Totals	22,446,322	772,744.45	1,169.05	87.46

1.1. Products ARPU chart Ad Hoc View

Product	Monthly ARPU
Power	3,164.33
Power 2.0	744.77
Power Free Trial	2.03
Power Platinum TF	18,703.56
Power Ultra	2,611.37
Power-Cust-SL1	7,930.43
Power-Cust-SRS	4,458.76
Power-Cust-VOW	1,015.26
zzzPortaTestProduct	0.00

1.2. Products Profitability chart Ad Hoc View

Product	Profit margin
Power	87.85
Power 2.0	87.76
Power Free Trial	93.74
Power Platinum TF	76.47
Power Ultra	92.71
Power-Cust-SL1	90.13
Power-Cust-SRS	75.22
Power-Cust-VOW	95.96
zzzPortaTestProduct	

Apply Reset

About TIBCO JasperReports Server Copyright © 2005-2018 TIBCO Software Inc.

BI Example - Activations Dashboard

Customer Activation / Churn

Time Period between
 MONTH-17
 and
 MONTH-16

Product
 Available: ... Selected: 0
 Search list...
 Fax Flat Rate (US ...
 Fax Termination Fl...
 IFax - small busin...
 Power
 Power 2.0
 Power CCP
 Power-Cust-SL1
 Power-Cust-SL1-D...
 Power-Cust-SRS
 Power-Cust-VOW
 All

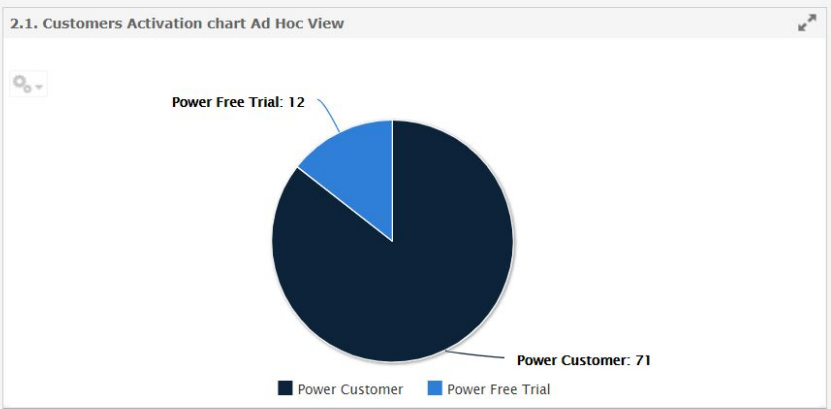
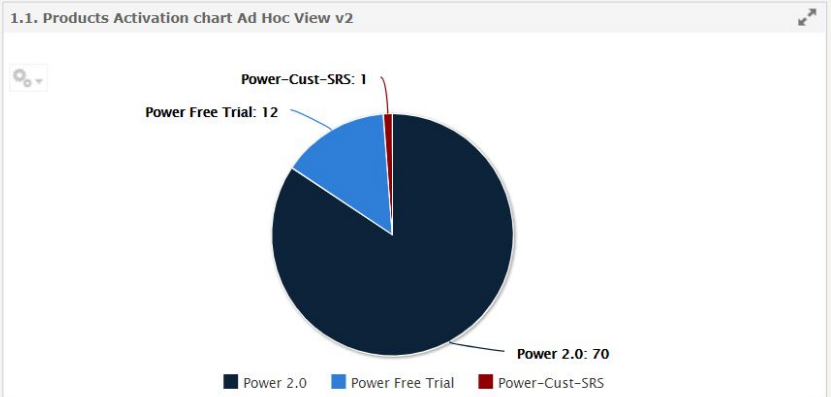
Customer's Country and State
 Available: ... Selected: 0

1. Products Ad Hoc View

Product	Total number of accounts	Avg monthly revenue	Monthly ARPU	Profit margin	Activation
Power	1,056,564	62,353.01	582.74	86.98	0
Power 2.0	1,976,014	56,748.92	150.53	84.38	70
Power Free Trial	1,151	40.09	1.82	95.29	12
Power Platinum TF	137,326	4,744.21	2,372.10	72.62	0
Power Ultra	305,114	6,778.25	521.40	94.26	0
Power-Cust-SL1	394,759	2,681.39	1,340.70	88.91	0
Power-Cust-SRS	79,716	907.17	907.17	69.05	1
Power-Cust-VOW	8,641	198.28	198.28	96.11	0
td-Power	1	-0.46	-0.46	100.00	0
Totals	3,959,286	134,450.86	263.11	85.68	83

2. Customers Ad Hoc View2

Customer Class	Total number of customers	Total number of accounts	Avg monthly revenue	Monthly ARPU	Profit margin
Power Customer	492	3,958,414	134,393.24	273.16	85.68
Power Free Trial	19	872	57.62	3.03	96.82
Totals	511	3,959,286	134,450.86	263.11	85.68





PORTAONE
CUSTOMER
CONFERENCE
2019

Thank you!

Mike Kidik

Product Officer



GRANDSTREAM
CONNECTING THE WORLD

Diamond Sponsor